

# New York Metropolitan Area Foundations A Profile of the Grantmaking Community

Prepared in cooperation with the  
NEW YORK REGIONAL ASSOCIATION OF GRANTMAKERS

New York Metropolitan Area Foundations: A Profile of the Grantmaking Community provides the most comprehensive analysis through 2000 of foundations in the eight-county New York area. It also includes an examination of giving in the New York area by national funders. This report was developed in cooperation with the New York Regional Association of Grantmakers.

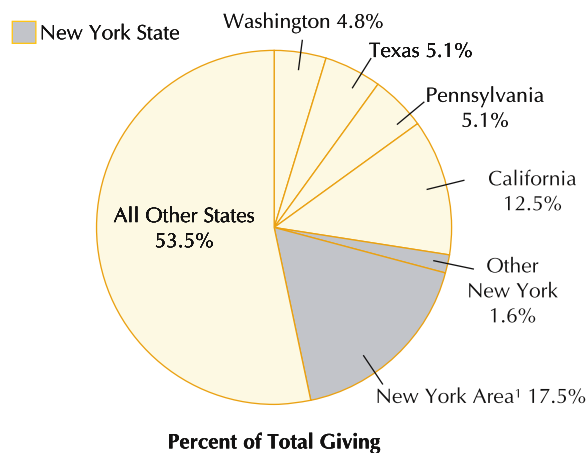
Foundations based in the New York metropolitan area—including Bronx, Kings, New York, Putnam, Queens, Richmond, Rockland, and Westchester counties—showed gains in actual numbers and resources between 1992 and 2000 that surpassed most states outside of New York. Moreover, despite experiencing slower rates of growth than U.S. foundations overall during the 1990s, New York area foundations continued to account for the largest share of the nation's grantmakers by number, giving, and assets.

As home to many of the country's oldest and largest grantmakers, the New York metropolitan area foundation community showed many distinct characteristics. For example, compared to U.S. foundations overall, larger shares of New York area foundations ranked

among the top funders based on giving and assets. In fact, the New York area was home to nearly one-quarter of the country's "billion-dollar" foundations in 2000. In addition, the share of New York area grantmakers that funded nationally or internationally represented close to double the share reported by U.S. foundations overall.

The resources, composition, and geographic focus of the New York metropolitan area foundation community serve to distinguish it from funders in other metropolitan areas, states, and regions. Still, it was through giving patterns that New York area foundations most clearly showed their unique profile among U.S. foundations. In 2000, for example, education ranked as the top funding priority for both New York area and all U.S. foundations. Yet, New York metropolitan area foundations directed their second largest share of giving to arts and culture, while all U.S. foundations targeted their second largest share of support for health. Overall, funders in the metropolitan area awarded larger shares of support than all U.S. foundations for arts and culture, public/society benefit, international affairs, and the social sciences. New York

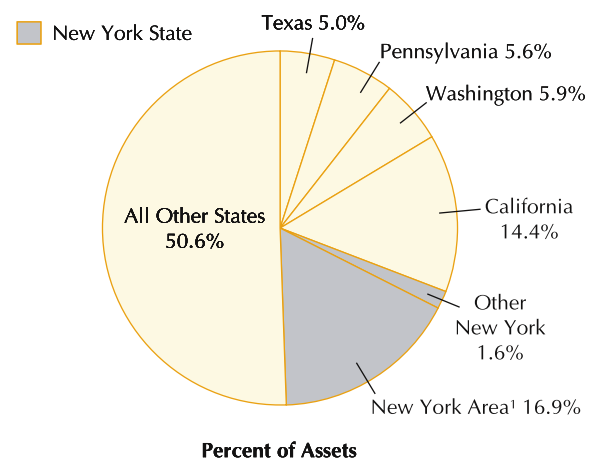
## New York area foundations provided more than one-sixth of U.S. foundation giving in 2000\*



Source: *New York Metropolitan Area Foundations*, The Foundation Center, 2002.  
\*Due to rounding, percentages may not total 100.

<sup>1</sup>New York metropolitan area includes Bronx, Kings, New York, Putnam, Queens, Richmond, Rockland, and Westchester counties.

## New York area foundations held one-sixth of U.S. foundation assets in 2000



Source: *New York Metropolitan Area Foundations*, The Foundation Center, 2002.

<sup>1</sup>New York metropolitan area includes Bronx, Kings, New York, Putnam, Queens, Richmond, Rockland, and Westchester counties.

For more information on this report, contact Steven Lawrence, Director of Research, at 212-620-4230, or e-mail, [sal@fdncenter.org](mailto:sal@fdncenter.org).  
New York Metropolitan Area Foundations "Highlights" are also available at [www.fdncenter.org/research](http://www.fdncenter.org/research).

metropolitan area foundations also showed a consistently higher level of international giving throughout the 1990s and into 2000 compared to U.S. foundations overall.

### Growth of New York Metropolitan Area Foundations Through 2000

- Number of active New York area foundations reached more than 5,700 in 2000, up by over 1,400 since 1992
- New York area foundations accounted for just over one-in-ten U.S. grantmakers in 2000
- Giving by New York area foundations more than doubled between 1992 and 2000 to \$4.8 billion
- Growth in actual grant dollars awarded by New York area foundations in the 1990s surpassed all states outside of New York
- Assets of New York area foundations more than doubled between 1992 and 2000 to over \$82 billion
- Growth in actual asset dollars of New York area foundations during the 1990s exceeded every state except California

### New Foundation Creation

- Nearly two-fifths of larger New York area foundations were established in the 1990s; an estimated 1,300+ larger grantmakers were formed during that decade
- Share of larger New York area foundations established in the 1990s nearly matched all U.S. foundations

#### Estimates of Foundation Giving in 2001

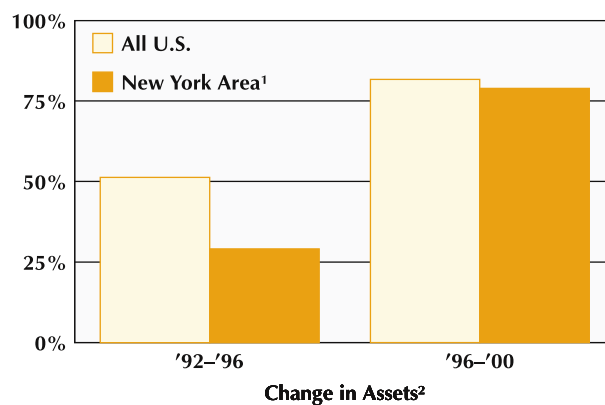
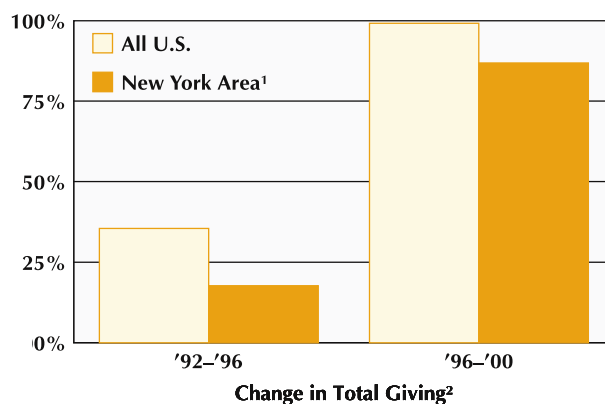
To provide a more up-to-date perspective on giving by New York metropolitan area foundations and support for nonprofit organizations in the New York area, the Foundation Center has prepared the following estimates for 2001. All other analyses in this report are based on actual foundation data through 2000.

- New York area foundations gave an estimated \$5.1 billion of the \$29.0 billion awarded by all of the 56,000+ U.S. foundations in 2001
- New York metropolitan area nonprofits received an estimated \$3.3 billion in grants from New York area and other U.S. foundations in 2001, up from \$3.1 billion in 2000

### New York Metropolitan Area Foundations by Type, Size, and Geographic Focus

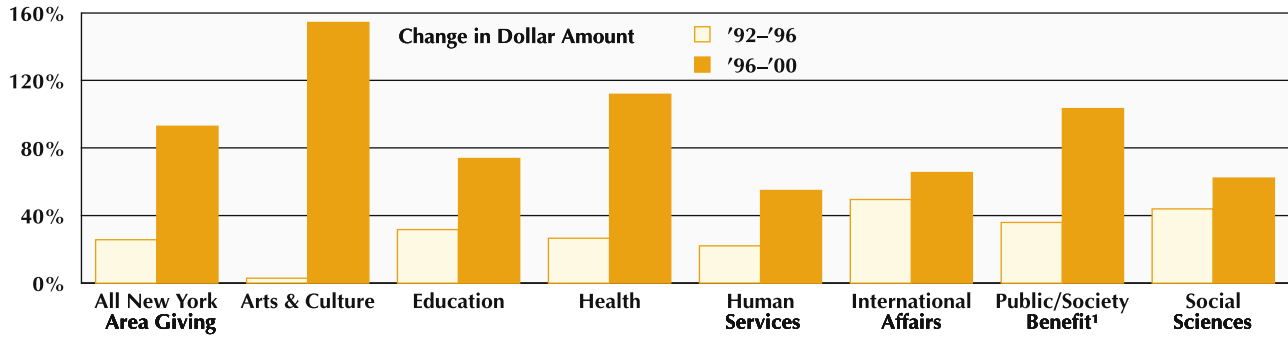
- Independent foundations in New York area and nationally accounted for largest shares of assets and giving in 2000
- New York area corporate foundations represented slightly smaller shares of assets and giving in 2000 than U.S. corporate foundations overall
- Due to size and maturity of local foundations, area's sole community foundation represented a smaller share of resources in 2000 than U.S. community foundations overall
- Bigger shares of New York area foundations ranked among top funders based on assets and giving in 2000
- Share of national and international New York area funders in 2000 represented close to double the share of U.S. foundations overall

### Giving and assets of New York area foundations climbed by more than three-quarters between 1996 and 2000



Source: *New York Metropolitan Area Foundations*, The Foundation Center, 2002.  
<sup>1</sup>New York metropolitan area includes Bronx, Kings, New York, Putnam, Queens, Richmond, Rockland, and Westchester counties.  
<sup>2</sup>Percent change based on unadjusted dollars.

**Arts and culture, health, public/society benefit, and environment realized above-average growth in New York area foundation support between 1996 and 2000\***



Source: *New York Metropolitan Area Foundations*, The Foundation Center, 2002. Based on a sample of 175 New York area foundations for 1992, 206 for 1996, and 173 for 2000 accounting for approximately three-fifths of total giving by New York area foundations.

\*Includes subject areas accounting for at least 6.4 percent of New York area foundation grant dollars or grants in 2000. New York metropolitan area includes Bronx, Kings, New York, Putnam, Queens, Richmond, Rockland, and Westchester counties.

<sup>1</sup>Includes civil rights and social action, community improvement, philanthropy and voluntarism, and public affairs.

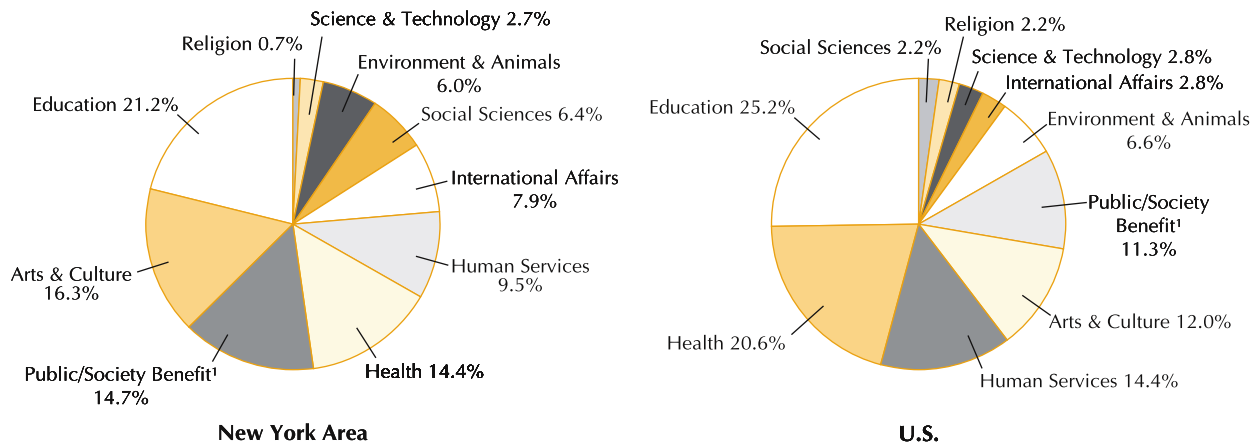
**Funding Trends of New York Metropolitan Area and All U.S. Foundations**

New York Metropolitan Area Foundations *also compares the 2000 giving patterns of a sample of larger New York area and U.S. foundations, with references to data in 1996 and 1992. Findings for 2000 are based on close to 120,000 grants of \$10,000 or more awarded by 1,015 foundations, accounting for over half of all foundation grant dollars. The sample includes 173 New York metropolitan area grantmakers and captures more than three-fifths of overall New York area foundation giving.*

- New York area foundations provided larger shares of support for arts and culture, public/society benefit, international affairs, and the social sciences than U.S. foundations overall in latest year

- Arts and culture, health, public/society benefit, and the environment realized above-average growth in New York area foundation support between 1996 and 2000
- Regardless of foundation size, New York metropolitan area grantmakers provided greater shares of support for arts and culture, international affairs, and the social sciences in 2000 than U.S. foundations overall
- More than one-quarter of New York area foundation grant dollars and one-fifth of grants supported international programs in latest year
- Among recipient types, colleges and universities benefited from largest share of New York area foundation funding in 2000, consistent with national trends

**Education ranked as the top priority among New York area grantmakers and all U.S. foundations in 2000; arts and culture ranked second for New York area funders\***

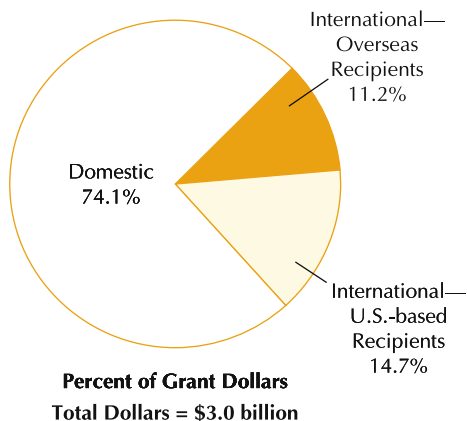


Source: *New York Metropolitan Area Foundations*, The Foundation Center, 2002. Based on a sample of more than 1,000 larger foundations, including 175 New York area foundations for 1992, 206 for 1996, and 173 for 2000, accounting for approximately three-fifths of total giving by New York area foundations.

\*Due to rounding, percentages may not total 100. New York metropolitan area includes Bronx, Kings, New York, Putnam, Queens, Richmond, Rockland, and Westchester counties.

- Number of unique New York area recipients climbed by more than one-third between 1996 and 2000 to nearly 10,300

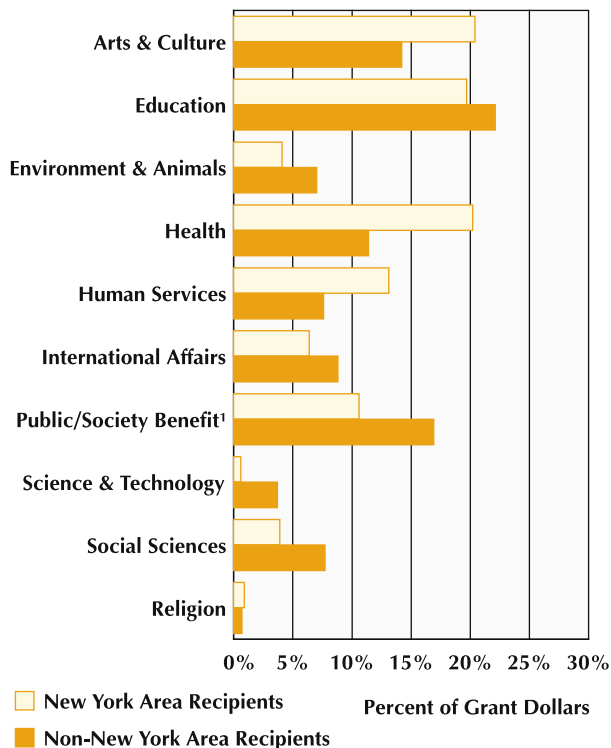
**More than one-fourth of giving by New York area foundations supported international and foreign programs\***



Source: *New York Metropolitan Area Foundations*, The Foundation Center, 2002. Based on a sample of 1,015 larger foundations, including 173 New York area foundations accounting for 62.3 percent of total giving by all New York area foundations.

\*New York metropolitan area includes Bronx, Kings, New York, Putnam, Queens, Richmond, Rockland, and Westchester counties.

**Giving within the New York area in 2000 by area foundations favored the arts, health, and education\***



Source: *New York Metropolitan Area Foundations*, The Foundation Center, 2002. Based on a sample of 173 larger New York area foundations accounting for 62.3 percent of total giving by New York area foundations.

\*New York metropolitan area includes Bronx, Kings, New York, Putnam, Queens, Richmond, Rockland, and Westchester counties.

<sup>1</sup>Includes civil rights and social action, community improvement, philanthropy and voluntarism, and public affairs.

- In 2000, New York area foundations provided larger shares of giving than U.S. foundations overall for program, operating, research, and student aid support
- Capital support ranked as a far lower priority among New York area foundations compared to U.S. foundations overall
- Children and youth were targeted with largest shares of New York area and all U.S. foundation giving in 2000
- New York area foundations allocated larger shares of grant dollars than U.S. foundations overall in the latest year for ethnic or racial minorities, women and girls, the aging, and immigrants and refugees

**New York Metropolitan Area Funding by New York Metropolitan Area Grantmakers**

- New York area funders in the sample provided \$1 billion in grants to area nonprofits in 2000
- Close to two-thirds of New York area foundation grant dollars funded recipients outside of area in latest year
- Share of New York area foundation giving to local recipients increased between 1996 and 2000
- Recipients headquartered in Manhattan benefited from nearly nine-tenths of area foundation grant dollars in the sample directed to area recipients in 2000

**New York Metropolitan Area Funding by National Grantmakers**

- National foundation giving to New York area recipients jumped more than two and one-half times between 1996 and 2000 to \$679.3 million
- Top 15 non-New York area funders of recipients in the area accounted for close to three-fifths of giving by these foundations
- In 2000, health represented nearly one-third of non-New York area foundation giving to area recipients, followed by education and arts and culture

**ORDERING INFORMATION**

Orders for *New York Metropolitan Area Foundations: A Profile of the Grantmaking Community* may be charged with Visa, MasterCard, or AMEX by calling our toll-free number, 800-424-9836 (in New York, call 212-807-3690); by using our online order form at [www.fdncenter.org/marketplace](http://www.fdncenter.org/marketplace); or by mailing orders to the Foundation Center, Dept. LS, 79 Fifth Avenue, New York, NY 10003-3076. Prepayment of \$24.95 plus \$4.50 shipping and handling is required. Discounts are available for multiple-copy orders. Please call 800-424-9836 for details.