

Giving in the Aftermath of September 11

Final Update on the Foundation and Corporate Response

The unprecedented outpouring of charitable support that followed the September 11, 2001, terrorist attacks prompted the Foundation Center to launch a multi-year effort to track relief and recovery funding by foundations, corporations, and other institutional donors. Our goal early on was to document the philanthropic response as it was happening so that grantmakers and charities could better identify unmet needs and to help the field respond to questions from the media, government officials, and the general public. Over the longer term, our goal has been to provide a definitive record of the response that will help the philanthropic sector identify its successes and lessons learned, so that it can prepare effectively to respond to future emergencies.

In the first phase of the project — spanning the year following the attacks — we built a comprehensive database of

AUTHORS

LOREN RENZ
VICE PRESIDENT FOR RESEARCH

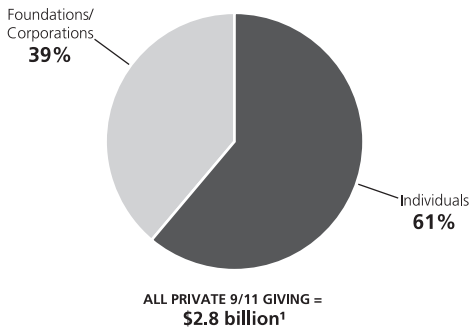
LESLIE MARINO
RESEARCH ASSISTANT

CONTRIBUTORS

ELIZABETH CUCCARO
SEPTEMBER 11 PHILANTHROPIC
RESPONSE PROJECT COORDINATOR

MIREK DROZDZOWSKI
SPECIAL PROJECTS ASSOCIATE

FIGURE 1
Foundation and Corporate 9/11 Response Funding as a Share of All Private Giving



Source: The Foundation Center, December 2004
¹The estimate of total private 9/11 response funding includes an estimated \$2.6 billion raised by major relief funds from all sources and \$234 million in grants from foundations and corporations to direct service providers.

corporate and foundation contributions in response to 9/11 and issued a series of summary reports examining the role of these donors in financing relief and recovery, mainly through support of 9/11 relief and regranting funds. In the second phase, we focused on the ultimate uses and beneficiaries of the donations raised by the relief funds from all sources, and we issued a comprehensive report on their funding activities and practices.¹

KEY FACTS AND FIGURES ON FOUNDATION AND CORPORATE GIVING:*

Donors:

- The Foundation Center has identified 1,339 foundations, corporations, and other institutional donors that made gifts in response to 9/11
- These donors gave over \$1.1 billion in more than 4,500 gifts for relief and recovery efforts and for issues related to the attacks, e.g., bioterrorism and civil rights
- Giving by institutional donors represented 39 percent of an estimated \$2.8 billion in total private 9/11-related giving
- 301 donors contributed in excess of \$1 million each for relief and recovery
- The median amount of giving per donor was \$100,000
- Foundations and corporations in the tri-state area (New York, New Jersey, and Connecticut) provided 52 percent of all giving

Recipients and Beneficiaries:

- 278 relief and regranting funds created to aid victims, their families, and communities affected by the disaster received support from institutional donors totaling \$773 million
- The September 11th Fund of the United Way of New York City/New York Community Trust received \$163 million, surpassing all other organizations; the American Red Cross Liberty Disaster Relief Fund received \$150 million
- 1,538 direct-service providers, groups directly affected by the attacks, and organizations addressing 9/11-related issues received \$235 million
- Among direct-service organizations, arts and culture groups affected by the attacks received \$56 million; local human service agencies providing aid to affected persons and communities garnered nearly \$55 million
- Recipient organizations and funds were located in 44 states and 12 countries

*Based on data compiled by the Foundation Center through September 2004.

While the scope of our 9/11-related efforts has expanded, we have continued to track the foundation and corporate response. Specifically, in the latest year we have added many new donors to our 9/11 database and documented the purposes of many hundreds of gifts. This fourth and final version of *Giving in the Aftermath of 9/11* provides a definitive and comprehensive overview of foundation and corporate donors and their beneficiaries. Based on data compiled through September 2004, this study updates and expands on the findings presented in our December 2003 report.² The latest information was drawn primarily from 2002 and 2003 annual reports provided by foundation and corporate donors and from data reported by private foundations in their Form 990-PF tax returns. Information also comes from grantmaker news releases and Web sites and donor lists compiled by leading recipients, such as the American Red Cross and the September 11th Fund of the United Way of New York City and the New York Community Trust.

DONORS

Institutional donors include corporations and corporate foundations; independent and family foundations; community foundations and other public foundations; and a variety of business and professional associations.

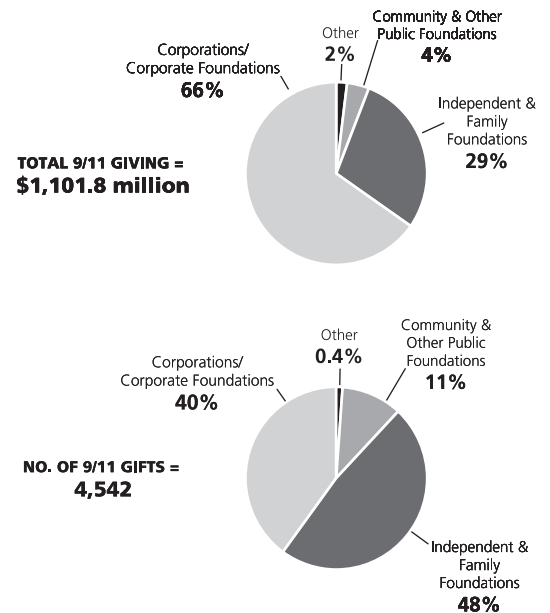
- The Foundation Center has identified 1,339 foundations, corporations, and other institutional donors that have together contributed more than \$1.1 billion for relief and recovery efforts and for purposes related to the 9/11 attacks and their aftermath (Table 1).³ The sweeping breadth of the response has proven a milestone for philanthropy. Prior to 9/11, the institutional philanthropic response to natural disasters and other regional or international crises had been far narrower in scope.
- Giving by institutional donors represented 39 percent of an estimated \$2.8 billion in total private giving in response to 9/11 (Figure 1).⁴ To put this spending in perspective, this proportion is more than double the share of all U.S. private giving provided annually by foundations and corporations in recent years.⁵
- Foundations and corporations reported a total of 4,542 donations. The number of gifts has increased dramatically from prior editions of this report, as 9/11 donors have fulfilled their undesignated pledges and as more funders have provided complete reporting of the exact amounts given to named recipients.⁶

TABLE 1
Foundation and Corporate 9/11 Response Funding by Donor Type

Donor Type	No. of Donors	%	Amount ¹	%	No. of Gifts	%
Corporations/ Corporate Foundations	632	46.5	\$ 721,790,850	65.5	1,829	40.3
Independent and Family Foundations	535	40.0	315,544,283	28.6	2,180	48.0
Community Foundations	112	8.4	23,078,420	2.1	357	7.9
Other Public Foundations	54	4.0	21,518,917	2.0	160	3.5
Associations/ Other	15	1.1	19,835,700	1.8	16	0.4
TOTAL	1,339	100.0	\$1,101,768,170	100.0	4,542	100.0

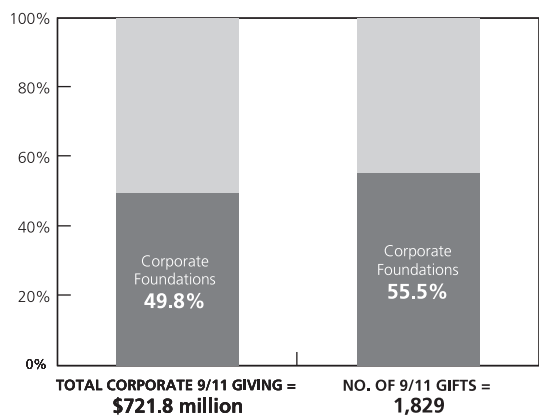
Source: The Foundation Center, December 2004.
Due to rounding, percentages may not total 100.
¹Includes cash donations and amounts pledged to match employee gifts; excludes in-kind donations.

FIGURE 2
Foundation and Corporate 9/11 Response Funding by Donor Type



Source: The Foundation Center, December 2004.
Due to rounding, percentages may not total 100.

FIGURE 3
Corporate Foundation Giving as a Share of All Corporate 9/11 Giving



Source: The Foundation Center, December 2004.
 Includes 276 corporate foundations.

By Funder Type

- 632 corporations pledged \$721.8 million, or 66 percent of all institutional giving made in response to the 9/11 attacks (Figure 2).⁷ This figure includes cash donations and more than \$126 million pledged to match employee gifts.⁸ (In-kind gifts were excluded from this analysis.⁹)
- Corporate donors reported 1,829 donations to named recipient groups, mainly 9/11 relief funds.¹⁰ These donations represented two-fifths of all gifts designated for specific purposes. Another 30 percent of the number of corporate donations went to direct-service organizations providing a variety of services to those directly and indirectly affected by the attacks.
- Among various types of corporate donors were 276 corporate foundations. They contributed \$360 million, or 50 percent of all corporate 9/11 giving (Figure 3). This is close to double the proportion of total annual corporate giving typically provided by corporate foundations. Possible explanations for this higher proportion include corporations' use of their foundations' endowments to help fund the unbudgeted 9/11 donations, e.g., for matching employee contributions and providing direct assistance to victims or their families.
- 701 independent and community or other public foundations pledged \$360.1 million, or about 33 percent of institutional 9/11 funding. Independent foundations alone provided \$315.5 million, while community foundations contributed \$23.1 million and other public foundations gave \$21.5 million.
- Independent and community and other public foundations reported 2,697 gifts to specific recipient organizations, or 59 percent of all institutional gifts reported. Independent foundations alone made 2,180 gifts, or 48 percent of all designated gifts. In addition to supporting relief funds, larger independent foundations funded a wide range of local and national direct-service providers, groups directly affected by the 9/11 attacks, and organizations addressing issues related to the attacks and their aftermath. (See "Recipients and Beneficiaries" for an analysis of 9/11 giving to recipient organizations.)
- Fifteen associations, including business groups, sports groups, and trade unions pledged \$19.8 million, or close to 2 percent of the total. They reported 16 gifts, or less than 1 percent of designated gifts.

Like corporations, they mainly channeled their support through 9/11 relief funds.

By Range of Giving

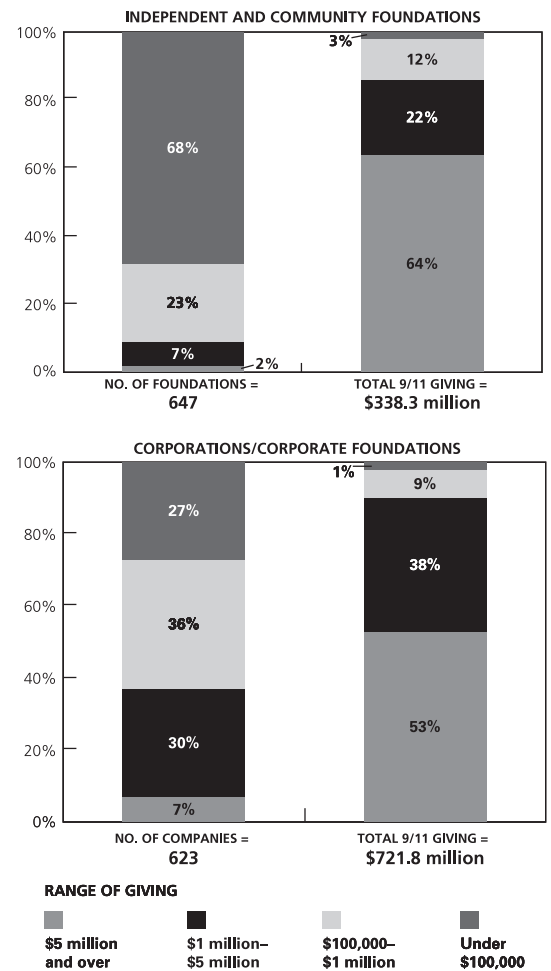
- Giving per funder ranged from less than \$500 for a small community foundation in Michigan to the \$50.5 million pledged by the New York-based Andrew W. Mellon Foundation, which ranked eighth among U.S. independent foundations by giving in 2002. Among corporations, giving ranged from less than \$5,000 to the \$16.3 million pledged by ExxonMobil through its foundation.
- Seventy-one percent of all institutional donors gave less than \$500,000 for 9/11 relief and recovery (Table 2 and Figure 4). The median amount — the mid-point for all donors ranked by giving — was \$100,000, but it varied widely by donor type. Among the principal donor types in the Foundation Center’s 9/11 database, the median giving amount ranged from \$25,000 for independent foundations, including family foundations, to \$295,000 for corporations overall and \$376,000 for corporate foundations. For community foundations it was \$31,100; for other public foundations, \$100,000; and for associations, \$500,000.
- 301 donors (22 percent) contributed \$1 million or more for relief and recovery efforts. Together they gave \$974.8 million, or 88 percent of total funding.
- \$1 million+ contributors included 232 corporations, 49 independent foundations, seven community foundations, seven public foundations, and six associations. Thirty-seven percent of the corporate donors gave \$1 million or more in 9/11 response funding, compared to 9 percent for independent and community foundations.
- Sixty-three donors — fewer than 5 percent — pledged \$5 million or more. Their contributions totaled \$617.6 million, or 56 percent of institutional 9/11 giving. The proportion of funding provided by the largest contributors varied by donor type. For example, 46 corporations — or roughly 7 percent of the corporate donors — reported giving \$5 million or more, and they represented 53 percent of the corporate giving. In contrast, only 14 independent and community foundations — just 2 percent — gave \$5 million or more, yet they provided 64 percent of 9/11 giving by these foundations.

TABLE 2
Foundation and Corporate 9/11 Response Funding By Range of Giving

Range of 9/11 Giving	No. of Donors	%	Amount ¹	%
\$10 million and over	28	2.1	\$403,230,694	36.6
\$5 million–\$10 million	35	2.6	214,322,555	19.5
\$2 million–\$5 million	58	4.3	160,279,452	14.5
\$1 million–\$2 million	180	13.4	197,011,180	17.9
\$500,000–\$1 million	91	6.8	54,695,939	5.0
\$250,000–\$500,000	93	6.9	29,635,184	2.7
\$100,000–\$250,000	216	16.1	27,567,575	2.5
\$50,000–\$100,000	126	9.4	7,538,934	0.7
\$25,000–\$50,000	132	9.9	4,016,266	0.4
Less than \$25,000	380	28.4	3,470,391	0.3

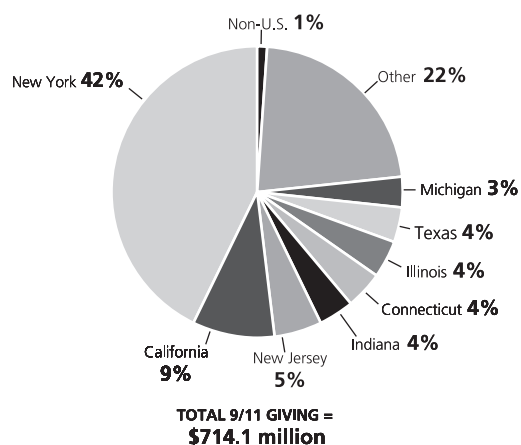
Source: The Foundation Center, December 2004.
Due to rounding, percentages may not total 100.
¹Includes cash donations and amounts pledged to match employee gifts; excludes in-kind donations.

FIGURE 4
Foundation vs. Corporate 9/11 Response Funding by Range of Giving



Source: The Foundation Center, December 2004.
Based on total giving figures for latest fiscal year reported (2003 for most foundations, 2002 for others); due to rounding, percentages may not total 100.

FIGURE 5
Foundation and Corporate 9/11 Response Funding by Donor State



Source: The Foundation Center, December 2004.
 Due to rounding, percentages may not total 100.

- Eleven corporate contributors gave in excess of \$10 million: ExxonMobil (TX), Citigroup (NY), Deutsche Bank (NY), General Electric (CT), J.P. Morgan Chase (NY), Verizon (NY), Coca-Cola (GA), ChevronTexaco (CA), Philip Morris (NY), Fannie Mae (DC), and Morgan Stanley (NY) (Table 3). Seven of the top corporate donors made their 9/11 gifts from their foundations.

- Foundation donors that gave in excess of \$10 million each included the Andrew W. Mellon Foundation (NY), Lilly Endowment (IN), Starr Foundation (NY), Ford Foundation (NY), Carnegie Corporation (NY), Atlantic Philanthropies (NY),¹¹ and California Endowment (CA) (Table 4).

By Funder Location

- While corporations, foundations, and other institutional donors across the United States and abroad responded generously to the 9/11 terrorist attacks, New York State-based corporations and

TABLE 3
Top 25 Corporate Donors Ranked by Total 9/11 Response Funding

Corporation/Corporate Foundation	State	Amount ¹	No. of Gifts	Purpose of Funding
1. ExxonMobil Foundation	TX	\$ 16,251,000	10	To support the ExxonMobil September 11th Disaster Relief Campaign; support also for various relief and recovery organizations through employee, retiree, dealer, and distributor matching gift programs.
2. Citigroup Foundation	NY	15,211,000	20	To establish the Citigroup Relief Fund for scholarships for the children of victims and to provide disaster assistance to various NYC nonprofits.
3. Deutsche Bank Americas Foundation	NY	13,597,823	26	To support the 9/11 Widows' and Children's Benefit Fund and various organizations helping with relief and recovery.
4. GE Foundation	CT	13,260,000	5	To support the Twin Towers Fund and the American Red Cross Liberty Disaster Relief Fund.
5. J. P. Morgan Chase/J. P. Morgan Chase Foundation	NY	13,045,278	7	To establish the J. P. Morgan Chase WTC Disaster Relief Fund to aid victims and families.
6. Verizon Foundation	NY	12,625,000	5	To support the 9/11 Widows' and Children's Benefit Fund, the American Red Cross Liberty Disaster Relief Fund (and local chapters), and the September 11th Fund.
7. Coca-Cola Company	GA	12,194,150	7	To support the American Red Cross Liberty Disaster Relief Fund and various relief and recovery organizations.
8. ChevronTexaco Corporation	CA	10,560,000	57	To support various relief and recovery organizations providing for the short- and long-term needs of affected individuals and communities; support also for various organizations promoting tolerance, inclusiveness, and anti-bias educational programs.
9. Philip Morris USA	NY	10,431,666	72	To support the American Red Cross Liberty Disaster Relief Fund, September 11th Fund, Safe Horizon WTC Fund, Scholarship America, and various community-based service organizations.
10. Fannie Mae/Fannie Mae Foundation	DC	10,156,770	8	To support various organizations including the Community Foundation for the National Capital Region Survivors' Fund, REALTORS Housing Relief Fund, September 11th Fund, and the DC Disaster Relief Fund.
11. Morgan Stanley	NY	10,010,000	2	To establish the Morgan Stanley Victims Relief Fund to aid victims and families.
12. AXA Foundation	NY	10,000,000	1	To establish the AXA 9/11 Relief Fund aiding those affected by 9/11.
13. Bear, Stearns & Co.	NY	10,000,000	1	To establish the Bear Stearns Relief Fund to benefit victims and families.
14. DaimlerChrysler Corporation	MI	10,000,000	1	To establish the DaimlerChrysler Help the Children Fund to benefit the children of those killed or injured in the attacks.
15. Freddie Mac	VA	10,000,000	2	To support various relief organizations providing for the short-term needs of survivors and families of victims and long-term relief for victims' families; support also for MBS Mega Scholarship Fund.
16. Goldman, Sachs Foundation	NY	10,000,000	1	To establish the Goldman Sachs Relief Fund to aid victims and families.
17. Johnson & Johnson Family of Companies	NJ	10,000,000	3	To support the American Red Cross Liberty Disaster Relief Fund, September 11th Fund, and various organizations to help speed relief and recovery.
18. Lehman Brothers Holdings	NY	10,000,000	8	To support the NYU Downtown Hospital and various relief and recovery organizations.
19. Marsh & McLennan Companies	NY	10,000,000	1	To establish the Marsh & McLennan Victims' Relief Fund to aid victims and families.
20. Merrill Lynch & Co.	NY	10,000,000	6	To establish the Merrill Lynch 9/11 Scholarship Fund and to support various relief and recovery organizations.
21. Vivendi Universal Foundation	NY	9,500,000	4	To support the September 11th Fund, Robin Hood Relief Fund (to underwrite the Concert for NYC), and various organizations through employee matching gift programs.
22. Pfizer/Pfizer Foundation	NY	9,263,500	22	To support the Twin Towers Fund, September 11th Fund, American Red Cross Liberty Disaster Relief Fund, and various relief organizations.
23. Anheuser-Busch Family of Wholesalers/ Anheuser-Busch Foundation	MO	8,400,000	6	To support the NYS World Trade Center Relief Fund, September 11th Fund, Community Foundation for the National Capital Region Survivors' Fund, the American Red Cross (for long-term personal needs of victims and families), and the Salvation Army (to provide meals for emergency workers in NY and DC).
24. SoundView Technology Group	CT	7,067,850	28	To support the Robin Hood Relief Fund and various relief and recovery organizations.
25. Credit Suisse First Boston	NY	6,648,345	17	To support various relief and recovery organizations including the 9/11 Widows' and Children's Benefit Fund and the Children's Aid Society WTC Relief Fund; support also for community-based service organizations.
Top 25 Subtotal		\$268,222,382	320	
All Other Corporate Donors		\$453,568,468	1,509	

Source: The Foundation Center, December 2004.
¹Includes cash donations and amounts pledged to match employee gifts; excludes in-kind donations.

foundations provided more than two-fifths of all 9/11 response funding (\$467 million) (Figure 5 and Table 6). Tri-state (NY, NJ, CT) grantmakers together contributed over half of all support (\$572.2 million). Seven of the top ten independent foundations, four of the top ten public foundations, and six of the top ten corporate donors were located or headquartered in New York State or the tri-state area.

- California ranked second after New York among states providing institutional philanthropic support, with close to 9 percent of funding (\$93.9 million). The California Endowment, the largest California-based 9/11 donor, ranked seventh among independent

TABLE 4
Top 25 Independent and Operating Foundations Ranked by Total 9/11 Response Funding

Foundation	State	Foundation Type ¹	Amount	No. of Gifts	Purpose of Funding
1. Andrew W. Mellon Foundation	NY	IN	\$ 50,501,500	135	To assist NYC cultural and performing arts organizations directly affected by September 11th; support also for various organizations' New York disaster response.
2. Lilly Endowment	IN	IN	34,660,100	4	To support the American Red Cross Liberty Disaster Relief Fund, the September 11th Fund, and the Salvation Army's national disaster training project for faith-based disaster relief organizations.
3. Starr Foundation	NY	IN	20,071,446	164	To support various NYC nonprofit organizations affected by September 11th; support also for AIG Disaster Relief Fund through a matching gift program for AIG employees.
4. Ford Foundation	NY	IN	18,923,850	67	To support the September 11th Fund, nonprofits directly affected by the WTC disaster, and those working to promote public discourse on issues related to September 11th.
5. Carnegie Corporation of New York	NY	IN	14,592,400	155	To support various educational and media-related organizations dealing with public awareness and response to the aftermath of the attacks; support also for NYC cultural organizations through an anonymous \$10 million gift.
6. Atlantic Philanthropies ²	NY	IN	13,770,670	30	To support the September 11th Fund, nonprofits affected by the attacks, and various organizations involved in tolerance and anti-bias educational programs.
7. California Endowment	CA	IN	13,368,041	76	To support workers and nonprofit organizations in California affected by September 11th; support also for CA-based nonprofits working to promote intercultural communication, religious tolerance, conflict resolution, and violence prevention.
8. Alfred P. Sloan Foundation	NY	IN	9,923,919	37	To support the September 11th Fund and various educational institutions responding to the needs of those affected in NYC and Washington, DC, and seeking to prevent the threat of bioterrorism through research and program development.
9. John S. and James L. Knight Foundation	FL	IN	9,351,000	252	To support various relief-related activities for the secondary economic victims of September 11th in the 26 communities served by the foundation and for memorial efforts honoring hijacking victims of Flight 93.
10. Robert Wood Johnson Foundation	NJ	IN	8,616,520	31	To support the Task Force for Child Survival and Development and various organizations focusing on public health preparedness and disaster response, mental health, and direct aid to recovery workers.
11. W. K. Kellogg Foundation	MI	IN	6,316,492	18	To support various educational and community outreach organizations that provided support to communities and population groups affected by the attacks.
12. Rockefeller Foundation	NY	IN	5,715,596	43	To support various relief organizations, particularly those involved with minority communities in NYC; support also for those working to promote community awareness and involvement in the rebuilding of Lower Manhattan.
13. John D. and Catherine T. MacArthur Foundation	IL	IN	5,170,000	30	To support organizations addressing issues arising from September 11th related to strengthening the quality of public information and analysis, understanding the underlying causes of terrorism, and determining the implications for civil liberties.
14. Andor Capital Management Foundation	CT	IN	5,000,000	1	To support the Robin Hood Relief Fund.
15. Charles Stewart Mott Foundation	MI	IN	3,803,737	21	To support the September 11th Fund and various organizations dealing with the aftermath of the attacks.
16. Kresge Foundation	MI	IN	3,250,000	3	To support the Nonprofit Recovery Fund, The Community Foundation for the National Capital Region Survivors' Fund, and the New York Foundation.
17. Thomas and Stacey Siebel Foundation	CA	IN	3,069,391	1	To establish the Siebel America Fund to support the relief work of the American Red Cross and Salvation Army.
18. Lumina Foundation for Education	IN	IN	3,025,000	3	To support the Families of Freedom Scholarship Fund.
19. Bill & Melinda Gates Foundation	WA	IN	3,020,000	4	To support the September 11th Fund, the New York Times 9/11 Neediest Fund, and the American Red Cross Liberty Disaster Relief Fund.
20. Samuel I. Newhouse Foundation	NY	IN	3,015,000	4	To support the September 11th Fund, the Twin Towers Fund, and the Community Foundation of New Jersey Star Ledger Disaster Relief Fund.
21. Annie E. Casey Foundation	MD	IN	3,000,000	15	To support New Yorkers for Children and other organizations providing assistance to children and families affected by the attacks.
22. Open Society Institute	NY	OP	2,732,994	33	To support various organizations that promote policy development, advocacy, and monitoring pertaining to civil liberties of immigrant and minority groups affected by 9/11.
23. William Randolph Hearst Foundation	NY	IN	2,630,000	27	To support the American Red Cross Liberty Disaster Relief Fund, Twin Towers Fund, Salvation Army of Greater New York, and various NYC arts and culture organizations affected by September 11th.
24. William R. Kenan, Jr. Charitable Trust	NC	IN	2,500,000	1	For fellowship program at CUNY Honors College.
25. Robert R. McCormick Tribune Foundation	IL	IN	2,500,000	1	To establish the McCormick Tribune Disaster Relief Fund to aid organizations providing services to the victims of the attacks, their families, and those in the impacted communities.
Top 25 Subtotal			\$248,527,656	1,156	
All Other Independent Foundations			\$ 67,016,627	1,024	

Source: The Foundation Center, December 2004.

¹Includes independent and family (IN) and operating (OP) foundations; excludes company-sponsored foundations.

²An international endowed philanthropy with a principal domicile outside the U.S., it operates like an independent foundation and maintains a grant selection and administration office in New York.

SEPTEMBER 11: THE PHILANTHROPIC RESPONSE

foundation donors, while ChevronTexaco Corporation, the second largest California donor, placed eighth among corporate 9/11 contributors.

- Twenty-four donors — mainly corporations — based outside of the United States provided roughly 1 percent of 9/11 response funding (\$12.1 million). Canada represented the largest number of donors (9), and Japan accounted for the largest giving amount (\$3.6 million), followed by Canada and the Netherlands. It should be noted that many foreign and multinational companies donated 9/11 funds through their U.S.-based affiliates. Therefore, the total amount reported does not represent all funding from overseas corporations and foundations.

By Funder Size

The following analysis of 9/11 giving by funder size is limited to independent, community, and corporate foundations for which asset information is available in the Foundation Center's foundation database.¹² While not all foundations maintain large endowments relative to their giving, asset size nevertheless provides one criterion for assessing giving capacity.

- Larger foundations represented the majority of the 9/11 foundation donors identified by the Foundation Center. Nearly two-thirds (64 percent) of the 647 independent and community foundation 9/11 donors held at least \$10 million in assets in their latest fiscal year, while 43 percent held at least \$50 million in assets (Table 7 and Figure 6).¹³

TABLE 5
Top 10 Community and Other Public Foundations and Associations Ranked by Total 9/11 Response Funding

Donor Name	State	Donor Type ¹	Amount	No. of Gifts	Purpose of Funding
1. Robin Hood Foundation	NY	PC	\$ 7,000,000	1	To establish the Robin Hood Relief Fund for organizations helping victims and families, uniformed service workers, and low-income victims impacted by the resulting economic downturn.
2. Major League Baseball Players Association	NY	AS	5,000,000	1	To establish the MLB-MLBPA Disaster Relief Fund to aid victims and families.
3. National Association of Theatre Owners	CA	AS	5,000,000	1	To support various relief and recovery organizations.
4. National Collegiate Athletic Association (NCAA)	IN	AS	5,000,000	1	To support the Families of Freedom Scholarship Fund to benefit former or current NCAA student-athletes, firefighters, police officers, and emergency medical technicians who were permanently disabled as a result of the WTC tragedy.
5. New York Community Trust	NY	CM	4,677,895	46	To support the September 11th Fund and various organizations directly involved in short- and long-term relief and recovery efforts, anti-bias and tolerance activities, and emergency preparedness planning.
6. PGA Tour Charities	FL	PC	2,518,204	7	To support various relief and recovery organizations.
7. Community Foundation of New Jersey	NJ	CM	2,098,303	10	To provide scholarships for individuals.
8. Community Foundation Silicon Valley	CA	CM	1,950,000	1	To support the September 11th Fund.
9. Columbus Foundation and Affiliated Organizations	OH	CM	1,389,992	39	To support the September 11th Fund and various relief organizations providing aid to victims and families.
10. Pittsburgh Foundation	PA	CM	1,310,700	4	To support the September 11th Fund.
Top 10 Subtotal			\$35,945,094	111	
All Others			\$28,487,943	422	

Source: The Foundation Center, December 2004.

¹AS = Association; CM = Community Foundation; PC = Public Charity/Other.

- Large foundations provided the vast majority of 9/11 support. The 281 foundation donors holding at least \$50 million in assets accounted for almost 86 percent of all 9/11 giving by independent and community foundations. The 30 foundation 9/11 donors with assets of \$1 billion or more provided 66 percent of all foundation 9/11 giving (\$224 million).
- Compared with independent and community foundations, the 276 corporate foundations that made 9/11 gifts were more equally distributed by asset size. Just over two-fifths (43 percent) held assets of \$10 million or more, while just 15 percent held at least \$50 million in assets. One-fourth of corporate foundation donors held less than \$1 million in assets (Table 8 and Figure 7).¹⁴
- Despite the more even distribution of corporate foundation 9/11 donors by asset size, larger corporate foundations also provided a majority of corporate foundation 9/11 funding. In the top asset ranges, those reporting assets of \$10 million or more accounted for 61 percent of all corporate foundation 9/11 giving. Those holding assets of \$50 million or more contributed 34 percent of all corporate foundation 9/11 support.

RECIPIENTS AND BENEFICIARIES

The following is an analysis of contributions from institutional donors to more than 1,800 recipient groups, including relief funds created by relief agencies, government agencies, corporations, and foundations to aid 9/11 victims and affected communities; emergency relief and other direct-service providers; local nonprofits directly affected by the disaster and its aftermath; and organizations working on issues related to the attacks. As part of our tracking effort, the Foundation Center created a recipient database and classified recipients of gifts from institutional donors by geographic location, organization type, and field of activity.

Relief Funds

- Seven-tenths (\$773 million) of the \$1.1 billion pledged by foundations, corporations, and other institutional donors supported 278 relief funds created after 9/11 to aid victims, their families, and other persons and communities affected by the disaster, mainly through regranting (Figure 8). These intermediaries included general- and special-purpose funds created by relief agencies and other nonprofits and also funds created by institutional donors, especially corporations, community and other public foundations, federated funds, and associations.¹⁵

TABLE 6

Top 15 States by Total Foundation and Corporate 9/11 Response Funding

State	No. of Donors ¹	%	Amount	%
1. New York	303	22.4	\$ 467,008,556	42.4
2. California	147	10.9	93,902,132	8.5
3. New Jersey	73	5.4	59,675,525	5.4
4. Indiana	23	1.7	47,175,605	4.3
5. Connecticut	45	3.3	45,476,825	4.1
6. Illinois	67	5.0	44,214,698	4.0
7. Texas	56	4.1	41,012,174	3.7
8. Michigan	52	3.8	37,097,872	3.4
9. Florida	38	2.8	24,106,139	2.2
10. Georgia	29	2.1	23,381,010	2.1
11. Pennsylvania	54	4.0	20,520,387	1.9
12. Washington	21	1.6	19,630,617	1.8
13. Ohio	55	4.1	17,998,476	1.6
14. Virginia	23	1.7	17,635,017	1.6
15. District of Columbia	16	1.2	16,210,768	1.5
Subtotal	1,002	74.2	\$ 975,045,801	88.5
All Other States	325	24.1	114,598,635	10.4
Non-U.S. ²	24	1.8	12,123,734	1.1
TOTAL	1,351	100.0	\$1,101,768,170	100.0

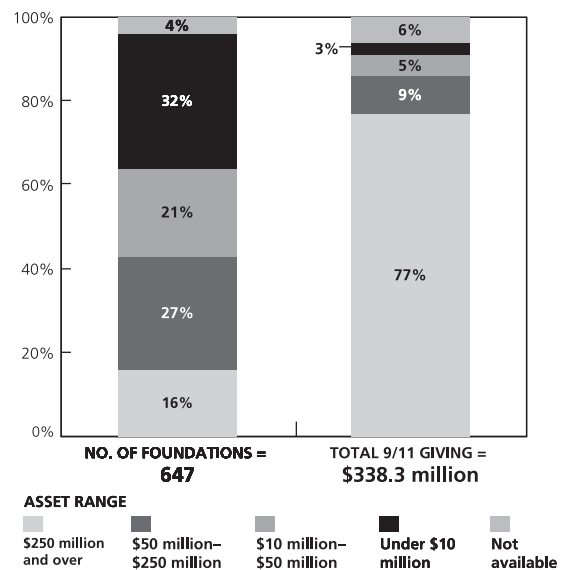
Source: The Foundation Center, December 2004.

¹Includes six corporate donors with funding sources in more than one location.

²Principal countries by amount of giving include Japan, Canada, Netherlands, Germany, England, France, and Kuwait.

FIGURE 6

Distribution of Independent and Community Foundation 9/11 Response Funding by Foundation Asset Size



Source: The Foundation Center, December 2004.

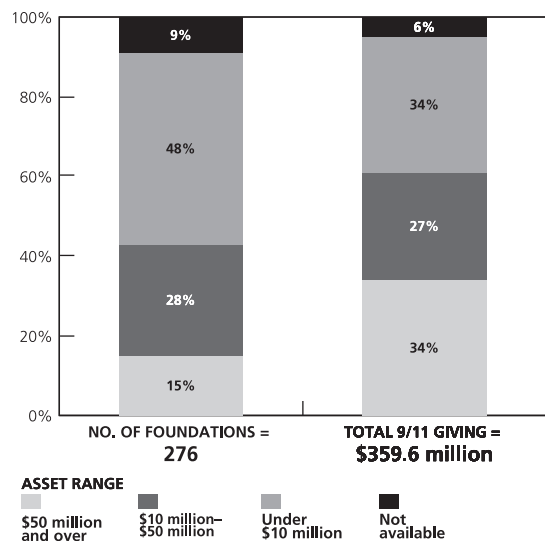
Based on assets for latest fiscal year reported (2003 for most foundations, 2002 for others); due to rounding, percentages may not total 100.

TABLE 7
Breakdown of Independent and Community Foundation 9/11 Response Funding by Foundation Asset Size

Asset Range	No. of Foundations	%	9/11 Giving Amount	%
\$1 billion and over	30	4.6	\$223,879,622	66.1
\$250 million–\$1 billion	73	11.2	36,699,162	10.8
\$50 million–\$250 million	178	27.4	29,605,826	8.7
\$10 million–\$50 million	135	20.8	16,670,082	4.9
\$1 million–\$10 million	143	22.5	7,533,120	2.2
Under \$1 million	61	9.4	3,340,607	1.0
Not available	27	4.2	20,894,284	6.2
TOTAL	647	100.0	\$338,622,703	100.0

Source: The Foundation Center, December 2004.
 Based on assets for latest fiscal year reported (2003 for most foundations, 2002 for others); due to rounding, percentages may not total 100.

FIGURE 7
Distribution of Corporate Foundation 9/11 Response Funding by Foundation Asset Size



Source: The Foundation Center, December 2004.
 Due to rounding, percentages may not total 100.

- The September 11th Fund was the largest 9/11 relief fund ranked by amount received from institutional donors (\$162.5 million, or 15 percent) and number of gifts (589). It also ranked as the top recipient in the Foundation Center’s database overall (Table 9). The Fund’s broad purposes include providing direct assistance to victims and their families and services to affected communities. Excluding donations raised for the Fund in a national telethon, foundations and corporations provided 41 percent of the Fund’s reported \$410 million in private support. (Including the telethon pledges, the Fund received \$540 million.¹⁶)
- The American Red Cross Liberty Disaster Relief Fund, which raised funds for victims and their families and also provided direct services, ranked second in institutional donor contributions (\$150.2 million, or 14 percent) and in number of gifts (393). Yet, compared with the September 11th Fund, foundations and corporations provided a much smaller, 15 percent share of the Liberty Fund’s \$1 billion in overall support.¹⁷ (Most of the fund’s support came from individuals.) The Liberty Fund captured roughly 36 percent of the estimated \$2.8 billion in private 9/11 response funding.
- Other top 9/11 relief fund recipients of institutional donors’ gifts included the Twin Towers Fund (\$51 million) and the New York Police and Fire 9/11 Widows’ and Children’s Benefit Fund (\$28.9 million), both established to aid the families of New York City police, firefighters, and rescue workers who were victims of the attacks; and the Families of Freedom Scholarship Fund (\$24.3 million), a national-level fund that provides post-secondary educational assistance to dependents of those killed or injured in the attacks.
- Relief funds created by more than 60 corporations to aid victims (especially employees) and their families and to support relief and recovery efforts together received \$173.2 million, or 16 percent of all institutional funding. Eight corporate funds received at least \$10 million in support (Table 10). The largest relief fund recipient by far was the Citigroup Relief Fund, which received \$15.1 million from the Citigroup Foundation to provide post-secondary scholarships to the children of victims.
- The vast majority, or roughly nine-tenths, of the \$773 million received by relief funds from foundations and corporations provided emergency relief and disaster assistance. Still, some of the largest 9/11 charities focused their giving for specific fields or funding priorities: \$76 million supported educational purposes, mainly through grants to

various scholarship funds and a school relief fund; roughly \$31 million targeted community development and economic recovery, especially through funds aiding affected businesses and nonprofits; and more than \$6 million supported general and public health issues. Other fields that raised more than \$1 million each from institutional donors through special-purpose funds included arts and culture, mental health, civil rights, and international affairs.

Direct-Service Providers

- 1,538 direct-service providers, groups directly affected by the 9/11 attacks, and organizations addressing issues related to the attacks and their aftermath received \$234.5 million, or roughly 21 percent of funding. These organizations took in 2,318 donations from institutional funders, or 51 percent of their gifts.
- The NYU Downtown Hospital, a medical facility located just three blocks from ground zero, was the top direct-service recipient. It received contributions totaling \$5.9 million, including \$5 million from the Lehman Brothers Foundation (NY) for renovation and expansion of its emergency center. The center’s services were heavily utilized following the attacks. In all, 45 organizations and institutions received \$1 million or more from donors — mainly foundations — for outreach services, emergency needs, special programming, advocacy, repairs and renovation, and operating support. More than 478 groups received \$100,000 or more. A large majority of organizations received less than \$50,000.
- About 9 percent of institutional giving (\$94.4 million) could not be assigned to a recipient because donors either did not break down amounts pledged to named recipients (\$62 million, or 6 percent) or did not designate a recipient (\$32.4 million, or 3 percent).¹⁸

By Donor Type

- Corporate donors pledged 22 percent of their 9/11 funding (\$157.6 million) to corporate relief funds, 18 percent to the American Red Cross Liberty Disaster Relief Fund, 15 percent to the September 11th Fund, and 20 percent to other relief funds, especially the Twin Towers Fund and the New York Police and Fire 9/11 Widows’ and Children’s Benefit Fund (Figure 9). Just under 9 percent of corporate giving (\$62 million) supported direct-service agencies. Seven percent of corporate pledges (\$50 million) could not be allocated by recipient, while roughly 4 percent (\$27.7 million) was undesignated. (A substantial portion of corporate donors’ undesignated giving represents funds pledged to match employee gifts.)

TABLE 8

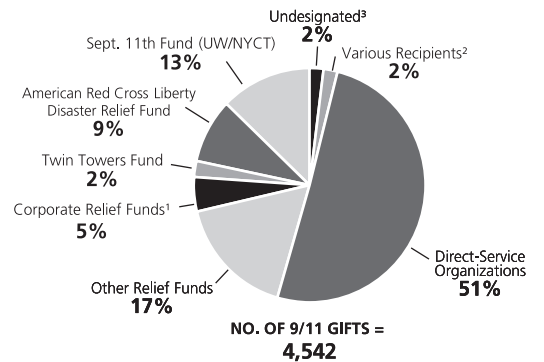
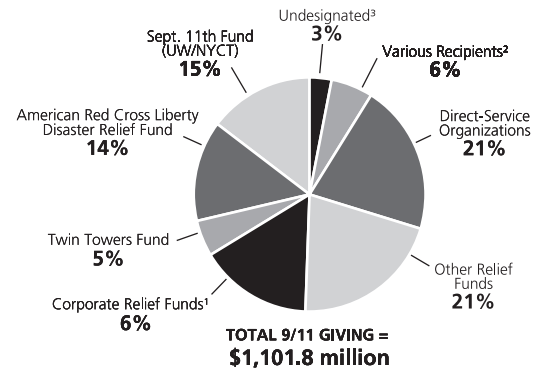
Breakdown of Corporate Foundation 9/11 Response Funding by Foundation Asset Size

Asset Range	No. of Foundations	%	9/11 Giving Amount	%
\$250 million and over	5	1.8	\$ 9,697,366	2.7
\$50 million–\$250 million	37	13.4	113,097,519	31.5
\$10 million–\$50 million	77	27.9	96,314,497	26.8
\$1 million–\$10 million	78	28.3	77,960,933	21.7
Under \$1 million	55	19.9	42,994,422	12.0
Not available	24	8.7	19,492,625	5.4
TOTAL	276	100.0	\$359,557,362	100.0

Source: The Foundation Center, December 2004. Based on assets for latest fiscal year reported (2003 for most foundations, 2002 for others); due to rounding, percentages may not total 100.

FIGURE 8

Foundation and Corporate 9/11 Response Funding by Type of Recipient



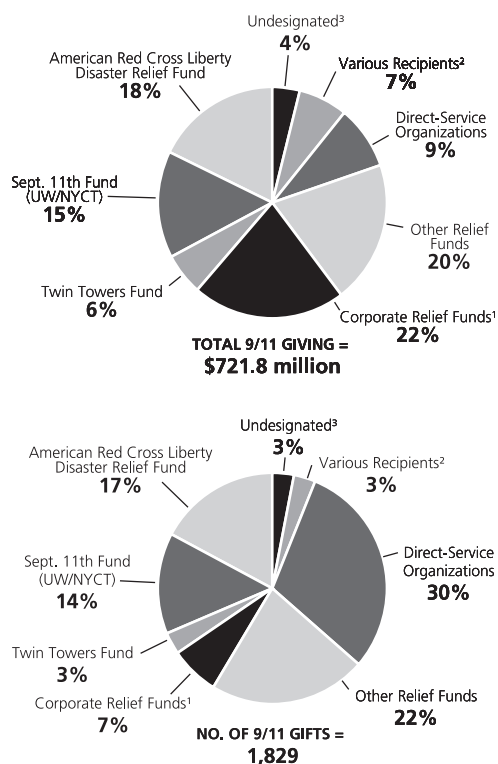
Source: The Foundation Center, December 2004. Due to rounding, percentages may not total 100. Shows individual organizations that received at least 5 percent of funding.

¹Regranting funds established by individual companies after 9/11.

²Various recipients named but amount not reported by recipient; includes grants to unspecified individuals totaling \$3,425,185.

³No recipient named at time of pledge.

FIGURE 9
Corporate 9/11 Response Funding by Type of Recipient



Source: The Foundation Center, December 2004.
 Donors include 623 corporations and corporate foundations; due to rounding, percentages may not total 100. Shows individual organizations that received at least 5 percent of funding.
¹Regranting funds established by individual companies.
²Various recipients named but amount not reported by recipient; includes grants to unspecified individuals totaling \$581,785.
³No recipient named at time of pledge.

- Independent and community or other public foundations gave 16 percent of their 9/11 funding (\$55.9 million) to the September 11th Fund and 5 percent to the American Red Cross Liberty Disaster Relief Fund; another 33 percent of donations went to various other relief funds (Figure 10). In contrast with corporate donors, the single largest share of foundation funding — \$158.1 million, or 44 percent — supported direct-service organizations active in relief and recovery efforts or addressing issues related to the attacks. Only 2 percent of funds (\$7 million) could not be broken down by recipient, and just 1 percent (\$4.2 million) of pledges was undesignated.
- Corporations and foundations differed strikingly in the degree to which they supported relief funds. Corporations gave 64 percent of their 1,829 gifts to corporate and other relief funds and 30 percent to direct-service organizations. Another 6 percent of gifts remains undesignated or unspecified. In contrast, 65 percent of foundations’ 2,697 gifts went to direct-service organizations, including nonprofits affected by 9/11 and those addressing related issues, while 33 percent went to relief funds. A modest 2 percent of foundation gifts was undesignated or could not be allocated by recipient.

By Recipient Location

- Foundations and corporations supported 9/11 relief funds and service organizations located in 44 states and twelve countries, including Afghanistan and Pakistan. New York-based funds and recipients garnered \$609 million, or 55 percent of all 9/11 response funding (Figure 11). They received 2,466 gifts, or 54 percent of the total, including many of those to direct-service providers and groups affected by the attacks.
- Including gifts to the American Red Cross Liberty Disaster Relief Fund, recipients in the District of Columbia ranked second by dollars received (\$198.1 million), followed by California (\$35.6 million) and Minnesota (\$27.5 million). The DisneyHAND: Survivor Relief Fund, a regranting fund, was the top California recipient, with \$6.9 million in gifts from the Walt Disney Company’s foundation and contributions program. In Minnesota, Scholarship America garnered \$24.3 million from foundations and corporations across the country to support various long-term scholarship funds benefiting the dependents of victims. Organizations in eight states received a combined total of at least \$10 million each from institutional donors for 9/11-related causes. Recipients included local 9/11 relief funds, local chapters of the American Red Cross and Salvation Army, fire

departments and emergency services, and nonprofits working locally, nationally, and internationally on issues related to the attacks.

By Recipient Field of Activity

As noted above, recipients fell into two broad categories: relief funds and direct-service agencies. The following is an analysis of funding for direct-service organization recipients by principal field of activity. Recipients were coded using the National Taxonomy of Exempt Entities. Direct-service organizations received more than 2,318 gifts totaling nearly \$234 million, mainly from foundations. Of that total, roughly \$223 million could be identified by recipient field.

- Arts and culture groups ranked first by share of funding for direct-service organizations (\$55.7 million, or 25 percent) and second by number of gifts (480, or nearly 22 percent) (Figure 12 and Table 11). The vast majority of gifts supported performing and visual arts groups and museums in the New York metropolitan area that suffered displacement or substantial loss of income following the attacks. Cultural recipients also included public broadcasting and other media organizations. By far the largest provider of emergency support for affected arts groups was the Andrew W. Mellon Foundation, which distributed nearly \$38 million in direct grants and an additional \$8 million through support for intermediaries, such as the New York

TABLE 9
Top 20 Designated Recipients of Foundation and Corporate 9/11 Response Funding

Recipient/Recipient Fund	State	Amount ¹	% of Total Funding	No. of Gifts	Sources of Institutional Funding ²	
					Corporations/Corporate Foundations	Independent, Community and Public Foundations ³
1. September 11th Fund of the United Way of NYC and New York Community Trust	NY	\$162,531,187	14.8	589	65.6	34.4
2. American Red Cross Liberty Disaster Relief Fund ⁴	DC	150,247,237	13.6	393	87.3	11.8
3. Twin Towers Fund	NY	51,165,986	4.6	99	89.3	9.7
4. NY Police & Fire Widows' and Children's Benefit Fund	NY	28,923,274	2.6	37	68.4	31.6
5. Scholarship America—Families of Freedom Scholarship Fund	MN	24,302,008	2.2	32	51.9	23.5
6. Robin Hood Foundation—Robin Hood Relief Fund	NY	19,448,800	1.8	23	27.3	72.7
7. Salvation Army—9/11 Disaster Response	VA	17,642,676	1.6	29	11.1	88.9
8. Community Foundation for the National Capital Region—Survivor's Fund and other programs	DC	13,791,448	1.3	32	80.9	19.1
9. New York Times 9/11 Neediest Fund	NY	12,274,144	1.1	64	70.3	29.7
10. American Red Cross in Greater New York	NY	11,968,614	1.1	22	90.3	9.7
11. MLB-MLBPA Disaster Relief Fund	NY	10,250,000	0.9	3	51.2	0.0
12. New York State World Trade Center Relief Fund	NY	9,584,265	0.9	24	97.0	3.0
13. National Housing Endowment—Homebuilders Care Victims Relief Fund	DC	7,000,000	0.6	7	100.0	0.0
14. New York University—NYU WLRK Scholarship Fund and other purposes	NY	6,780,000	0.6	11	87.8	12.2
15. Greater Kansas City Community Foundation—September 11th Fund and other purposes	MO	6,093,887	0.6	5	99.8	0.2
16. NYU Downtown Hospital	NY	5,925,000	0.5	6	89.9	10.1
17. Structured Employment Economic Development Corporation	NY	5,157,777	0.5	16	72.9	27.1
18. Siebel America Fund	CA	4,869,391	0.4	2	37.0	63.0
19. New York Foundation for the Arts—New York Arts Recovery Fund	NY	4,746,876	0.4	20	5.5	94.5
20. New York City Police Foundation	NY	4,532,525	0.4	12	30.6	69.4

Source: The Foundation Center, December 2004.

Excludes relief funds established by individual corporate donors.

¹Excludes undesignated pledges and unspecified amounts donated to named recipients.

²Does not include associations, so figures may not total 100 percent.

³Includes independent, community, and public foundations; excludes associations.

⁴Includes all contributions to headquarters for 9/11-related efforts.

TABLE 10
Top 15 Corporate Relief Fund Recipients of Corporate 9/11 Response Funding

Corporate Relief Fund	State	Amount ¹	% of Total Corporate Funding	No. of Gifts
1. Citigroup Relief Fund	NY	\$15,100,000	2.1	2
2. J.P. Morgan Chase WTC Disaster Relief Fund	NY	12,765,278	1.8	3
3. Marsh & McLennan Victims Relief Fund	NY	10,519,875	1.5	13
4. AXA 9/11 Relief Fund	NY	10,000,000	1.4	1
5. Bear Stearns Relief Fund	NY	10,000,000	1.4	1
6. Daimler Chrysler 9/11 Relief Fund	MI	10,000,000	1.4	1
7. Goldman Sachs Relief Fund	NY	10,000,000	1.4	1
8. Morgan Stanley Victims' Relief Fund	NY	10,000,000	1.4	1
9. Cantor Fitzgerald Relief Fund	NY	7,115,980	1.0	11
10. DisneyHAND: Survivor Relief Fund	CA	6,876,284	1.0	2
11. BP Employee Disaster Relief Fund	IL	5,933,333	0.8	2
12. American Express World Trade Center Disaster Relief Fund	NY	4,100,000	0.6	1
13. Alcoa Relief Fund	PA	3,000,000	0.4	2
14. Phillips Petroleum September 11th Fund	OK	3,000,000	0.4	1
15. Unilever September 11th Children's Fund	NJ	2,546,000	0.4	2

Source: The Foundation Center, December 2004.
 Regranting funds established by individual companies after 9/11 to assist victims and their families.
¹Amount includes pledges and matching gifts from the institutional donors in the 9/11 response database only; excludes funds contributed by employees.

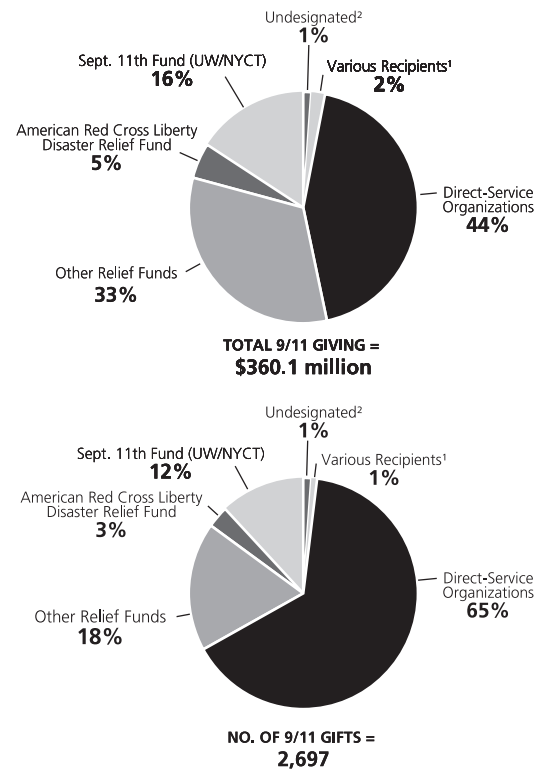
Arts Recovery Fund. The top New York-based cultural recipients included the Museum of Modern Art, Metropolitan Museum of Art, American Museum of Natural History, WNYC Foundation, Whitney Museum of Modern Art, Brooklyn Institute for Arts and Science, and Lower Manhattan Cultural Council. Other leading recipients were the Smithsonian Institution and National Public Radio, both located in the District of Columbia, and Facing History and Ourselves National Foundation in Massachusetts.

- Human service providers accounted for the second largest share of funding to direct-service organizations (\$54.6 million, or 25 percent) and the largest share of gifts (831, or 37 percent). Funding supported multipurpose human service agencies, including 82 chapters of the American Red Cross, but also agencies working in such areas as food distribution (e.g., City Harvest, NY); legal services (e.g., Legal Aid Society, NY); employment (e.g., Los Angeles Alliance for a New Economy); and youth development (e.g., Big Brothers/Big Sisters of NYC). Included among the largest multipurpose recipients were local community organizations serving Arab and other ethnic communities, such as the Michigan-based Arab Community Center for Economic and Social Services.
- Public affairs/society benefit organizations ranked third by share of 9/11 funding for service organizations (\$43.6 million, or 20 percent) and share of gifts (386, or 17 percent). Roughly one-third of funding supported philanthropy organizations, such as community foundations, United Ways, and other federated funds. The next largest share of funds went to public affairs groups and government agencies, including a \$2.5 million grant from the California-based Cisco Systems Foundation to the City of New York Office of Emergency Management to provide infrastructure support for the relief effort and support for children and families of victims. The remaining funds were divided between community improvement organizations active in recovery and rebuilding efforts and civil rights and advocacy groups. In the former category, top recipients included the Regional Plan Association of New York, which convened the Civic Alliance to Rebuild Downtown New York to develop strategies for redeveloping Lower Manhattan; and Working Partnerships USA (CA) for the Bay Area Worker Relief Project, which supported workers in the tourist industry who experienced economic distress due to the effects of the September 11 attacks. Civil rights groups included local and national organizations, such as the American Civil Liberties Union Foundation (NY), New York Immigration Coalition, Asian American Legal Defense and

Education Fund (NY), and American-Arab Anti-Discrimination Committee (DC).

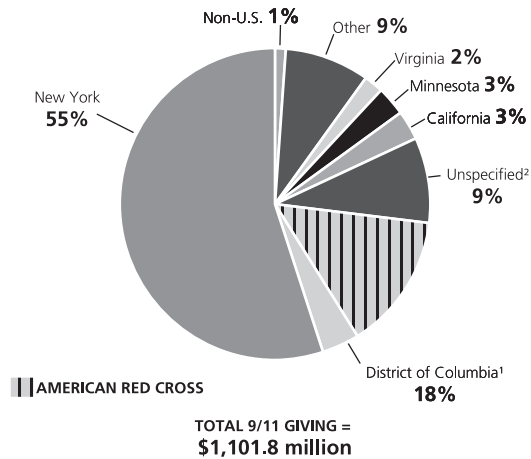
- Educational organizations and institutions received 13 percent of 9/11 funding (\$28.9 million) and 9 percent of gifts (198) for service organizations. While a small portion of funds targeted Lower Manhattan schools and institutions directly affected by the attacks, by far the largest share supported higher and graduate educational institutions across the country for activities addressing issues related to the attacks. For example, Columbia University (NY) received \$2.8 million to research and develop public education programs on 9/11-related topics ranging from anti-discrimination to public health and bio-terrorism. Libraries, especially the New York Public Library (\$3.1 million) and branch libraries in Brooklyn and Queens, received the second largest share of education funding. Support came mainly in the form of grants from the Andrew W. Mellon and Starr Foundations to replace income lost due to the economic effects of the attacks. Grants also funded educational support organizations, such as the New York-based After-School Corporation and Sponsors for Educational Opportunity, and the DC-based WAVE, Inc., a school dropout prevention program.
- Health care organizations and institutions, including hospitals, blood banks, and emergency medical services providing for affected communities, as well as counseling and mental health groups around the country, garnered 10 percent of 9/11 funding (\$23.2 million) and 6.7 percent of gifts (150). In addition to the NYU Downtown Hospital (mentioned earlier), top health recipients included the Task Force for Child Survival and Development, which received a \$2.9 million grant from the Robert Wood Johnson Foundation for a public health information system project to improve bio-terrorism readiness; Saint Vincent’s Hospital and Medical Center (NY), which provided emergency services to victims and workers at ground zero; the Children’s Health Fund (NY); and America’s Health Together (DC).
- The majority of the remaining 9/11 funds for service organizations supported international affairs, relief, and human rights groups in the United States and overseas. Small amounts of funding also went to environmental and animal welfare organizations, social science research groups, and churches and interfaith councils.

FIGURE 10
Foundation 9/11 Response Funding by Type of Recipient



Source: The Foundation Center, December 2004.
 Donors include 538 independent and family foundations, 112 community foundations, and 55 other public foundations; due to rounding, percentages may not total 100.
¹Various recipients named but amount not reported by recipient; includes grants to unspecified individuals totaling \$2,843,400.
²No recipient named at time of pledge.

FIGURE 11
Foundation and Corporate 9/11 Response
Funding by Recipient Location



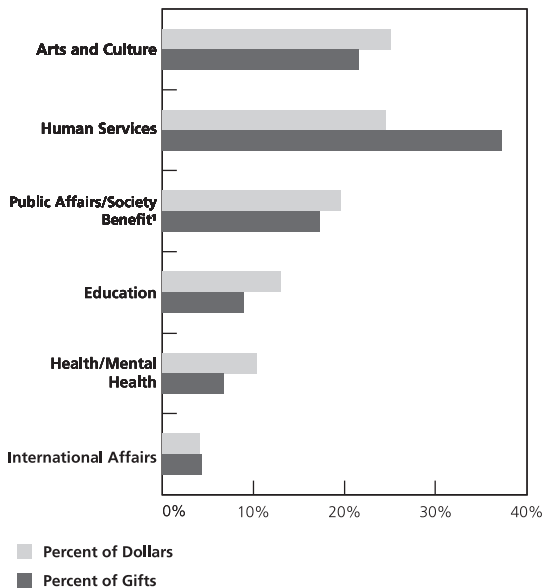
Source: The Foundation Center, December 2004.

Due to rounding, percentages may not total 100.

¹In the 9/11 response database, all gifts to the American Red Cross (ARC) Liberty Disaster Relief Fund are accounted for in the District of Columbia, which houses ARC headquarters.

²Includes grants to various organizations for unspecified amounts and undesignated pledges.

FIGURE 12
Foundation and Corporate 9/11 Direct
Giving to Service Organizations by Major
Recipient Field



Source: The Foundation Center, December 2004.

Includes recipient type fields representing at least 4 percent of the dollars donated directly to service organizations; excludes gifts to relief funds and other funding intermediaries.

¹Includes civil rights and social action, community improvement, philanthropy and voluntarism, and public affairs.

9/11-RELATED FOUNDATION GRANTS AWARDED IN 2003

Foundations continued to report new grants for 9/11-related purposes through year-end 2003. In all, the Foundation Center identified 68 grants awarded in 2003¹ totaling \$7,547,336. These grants were reported by 19 donors, of which the vast majority were large New York-based independent foundations.

While some of the newer grants provided ongoing support for 9/11-related funds or outreach programs initiated in the aftermath of the attacks, the majority of them funded either new long-term service initiatives — such as mental health and general health care coverage for those affected by the attacks — or emerging social issues in the post-9/11 world, with an emphasis on preserving civil liberties and human rights and fostering religious and racial tolerance, especially in areas with Arab and other immigrant communities across the country. New grants also focused on homeland security and local disaster preparedness; business recovery and nonprofit organization assistance; rebuilding efforts; the creation of memorials; and foreign policy.

Community leaders with experience in earlier disaster recovery efforts, especially those from Oklahoma City,² had warned 9/11 donors about the critical need for long-term philanthropic resources. These 2003 grants suggest that some foundations did heed this advice and are taking a long-term approach.

Examples of 2003 Donors and Beneficiaries:

- By far the largest new grant was the Starr Foundation’s \$1 million award to the New York City Police Foundation for technological and communications equipment to support counter-terrorism and crime prevention programs.
- The Ford Foundation awarded the year’s second largest grant of \$700,000 to Public Interest Projects (NY) for start-up support for the Freedom Fund, a national fundraising and grantmaking collaborative to advance immigrants’ and human rights in the post-9/11 context. Among its other grants, Ford gave \$100,000 to the Circle Foundation’s Center for the Study of Policy Attitudes (MD) to conduct public opinion research to help U.S. policymakers understand post-9/11 public attitudes on the nation’s role in the world.
- The Alfred P. Sloan Foundation (NY) gave \$294,000 to Project Rebirth (NY) to develop and launch a state-of-the art Web site centered around the rebuilding of Ground Zero; and \$45,000 to New York University to evaluate post-9/11 economic assistance for small businesses and nonprofits in lower Manhattan.
- The Richard and Rhoda Goldman Fund (CA) gave \$200,000 to America’s Health Together (DC) to expand its “Facing Fear Together” program, which is a national initiative addressing mental health issues related to exposure to homeland terrorism in the United States.

- In a related grant, the Robert Wood Johnson Foundation (NJ) awarded \$103,000 to America’s Health Together to improve mental health services and primary care in a time of terrorism.
- The Commonwealth Fund (NY) made a grant of just over \$100,000 to Lake, Snell, Perry and Associates (DC) for a project to assist New Yorkers with the transition from disaster relief Medicaid to permanent health coverage, and nearly \$100,000 to the Asian American Federation of New York for its “Informing Initiative” to expand health coverage after September 11 in New York City’s Chinatown.
- The MetLife Foundation, a New York-based corporate donor, made several grants in 2003 to local area organizations for ongoing disaster relief and recovery efforts, including \$150,000 to the Children’s Health Fund, \$135,000 to the Floating Hospital, and \$100,000 to the Statue of Liberty-Ellis Island Foundation.
- The Andy Warhol Foundation for the Visual Arts (NY) provided continuing support for local affected arts groups, including a \$50,000 grant to the Alliance for the Arts for “The Arts Rebuild New York” campaign.
- The New York Community Trust and the California Endowment reported the largest number of 2003 grants related to 9/11 (12 each). Among the Trust’s grants, four provided about \$50,000 each to local groups such as the Nonprofit Coordinating Committee of New York and New York Cares, to use lessons learned from the 9/11 attacks to help nonprofits develop disaster response and business continuity plans, and a \$40,000 grant to the DC-based ADC Research Institute, an arm of the American-Arab Anti-Discrimination Committee, to combat post-9/11 discrimination against Arab-American New Yorkers.
- The California Endowment’s 12 grants to organizations in its home state for various 9/11-related projects included a \$200,000 grant to Chinese for Affirmative Action for “United Response to Backlash Hate, Violence, and Discrimination,” a five-agency collaborative to create a coordinated response to post-9/11-related acts of violence against immigrants in the Bay Area, and almost \$189,000 to the Orange County Human Relations Council for “Living Room Dialogues,” a program to increase racial and religious tolerance by engaging in community-building activities that bring together diverse people, including Muslims and Arabs throughout Orange County.

1. These grants included one 2004 grant from the Starr Foundation for \$100,000.

2. At an event marking the release of the September 11th Fund’s six-month report, Nancy Anthony, executive director of the Oklahoma City Community Foundation, told nonprofit leaders that 30 percent of the funds collected in response to the Oklahoma City bombing were used in years four to six after the disaster; that most requests for counseling came only after the first year, with counseling becoming the single largest ongoing expense; and that seven years after the disaster 10 percent of their cases were still active. See press release, “September 11th Fund Reports Six-Month Disbursements of \$205 Million from \$456 Million Donated; Plans \$250 Million for Future Use,” available from http://national.unitedway.org/news/sept11_sixmonths.cfm; Internet; accessed on 10/15/04.

TABLE 11
Foundation and Corporate 9/11 Direct Giving to Service Organizations by Recipient Field and Sub-Field

Recipient Field	Amount	%	No. of Gifts	%
Arts and Culture	\$ 55,694,408	25.0	480	21.5
Museums	20,619,044	9.3	86	3.8
Performing Arts	16,469,000	7.4	189	8.5
Media/Communications	8,447,092	3.8	66	3.0
Arts—Multidisciplinary	4,392,637	2.0	58	2.6
Visual Arts	2,613,635	1.2	44	2.0
Historic Preservation	2,616,000	1.2	24	1.1
Other Arts and Culture	537,000	0.2	13	0.6
Human Services	54,612,432	24.5	831	37.2
Human Services—Multipurpose	32,133,524	14.4	517	23.1
Food Distribution	7,264,500	3.3	93	4.2
Crime, Justice, Legal services	4,175,000	1.9	49	2.2
Recreation	3,474,140	1.6	19	0.9
Youth Development	2,549,062	1.1	42	1.9
Employment	2,351,956	1.1	35	1.6
Other Human Services	2,664,250	1.2	76	3.4
Public/Society Benefit	43,610,340	19.6	386	17.3
Philanthropy/Voluntarism	14,737,749	6.6	144	6.4
Public Affairs	10,414,788	4.7	59	2.6
Community Improvement	9,720,425	4.4	97	4.3
Civil Rights	8,736,878	3.9	85	3.8
Education	28,909,475	13.0	198	8.9
Higher Education	16,172,898	7.3	87	3.9
Libraries/Library Sciences	8,277,500	3.7	31	1.4
Elementary/Secondary Education	1,468,177	0.7	27	1.2
Other Education	2,990,900	1.3	53	2.4
Health	23,248,699	10.4	150	6.7
General Health Care	18,842,699	8.5	95	4.3
Mental Health	2,945,500	1.3	38	1.7
Other Health	1,460,500	0.7	17	0.8
International Affairs	9,130,513	4.1	96	4.3
Environment and Animals	3,036,705	1.4	37	1.7
Science and Social Science	2,667,603	1.2	16	0.7
Religion	1,679,371	0.8	41	1.8
TOTAL	\$222,589,546	100.0	2,235	100.0

Source: The Foundation Center, December 2004.
 Includes giving to agencies and organizations that provide services or conduct programs; excludes gifts to 9/11 relief funds, scholarship funds, and other funding intermediaries.
¹Includes gifts to local federated funds.

IMPACT OF 9/11 RESPONSE FUNDING ON PROSPECTS FOR GIVING

The \$1.1 billion in 9/11 response funding provided by foundations, corporations, and other institutional donors in such a short time frame was unprecedented. Still, the scale of this funding should be kept in perspective. The \$339 million donated by independent and community foundations represented just 1 percent of the \$27.2 billion they gave to all causes in 2001, while the \$722 million pledged by corporations accounted for less than 6 percent of the estimated \$12.9 billion they contributed in the same year.¹⁹ These findings suggest that the impact of the philanthropic response on future giving levels was relatively modest.

Of far greater consequence in terms of its impact on funding capacity, especially of endowed foundations, was the precarious state of the economy at the time of the attacks. In a survey of 9/11 donors conducted in early 2002, grantmakers emphasized that it was the continuing stock market slide — starting well in advance of September 2001 — and not their 9/11 donations that was threatening their future giving prospects and driving changes in grantmaking practice.²⁰

Yet, despite substantial market losses, institutional giving remained remarkably steady in 2002 and declined only modestly in 2003. Independent and community foundation giving slipped by less than 1 percent in 2002, followed by a 3 percent drop in 2003. Over the same period, corporate foundation giving increased 5 percent in 2002, and then decreased by a modest 2 percent in 2003.²¹

While these aggregate findings may not reflect the experience of individual institutional donors, they nevertheless suggest that 9/11 donations helped to bolster overall giving in 2001 and again in 2002, as donors continued to make good on their substantial pledges. In addition, the positive feedback received by foundations and corporations for their unprecedented generosity in the aftermath of the 9/11 attacks may have encouraged some funders to maintain relatively high levels of giving despite three years of asset losses — or even to increase their giving. Although many factors need to be taken into account, such as an increased demand for private funding in the wake of draconian cuts in government support triggered by a recession, these results suggest that the immediate foundation and corporate response to America's greatest national tragedy since Pearl Harbor set a historic milestone for the field and stimulated donors to be more philanthropic going forward.

Endnotes

- 1 See Renz, L., *9/11 Relief and Regranting Funds: A Summary Report on Funds Raised and Assistance Provided*, New York, NY: Foundation Center, November 2003.
- 2 See Renz, L., *Giving in the Aftermath of 9/11: 2003 Update on the Foundation and Corporate Response*, New York, NY: Foundation Center, December 2003. Findings were based on data compiled through September 2003.
- 3 Since publication of the December 2003 edition of *Giving in the Aftermath of 9/11*, the number of 9/11 donors identified by the Foundation Center has increased by just over 5 percent, while the total for 9/11 giving has risen by close to 3 percent. These increases reflect more complete reporting by donors of their 9/11 giving as well as donations announced after the latest edition was compiled.
- 4 The estimate of total private 9/11 response funding includes an estimated \$2.6 billion raised by major relief funds from all sources and roughly \$234 million in gifts and grants from foundations and corporations to direct-service providers. The relief fund total derives from a 2003 survey conducted by the Foundation Center. The total has been adjusted to account for estimated regranting and transfers between funds in the sample that did not provide a detailed breakdown of their gifts. Because of incomplete information and inter-fund regranting, the figure for all 9/11 giving is subject to change.
- 5 See Brown, M., *Giving USA 2004: The Annual Report on Philanthropy for the Year 2003*, Indianapolis, IN: AAFRC Trust for Philanthropy, 2004. The report provides revised 2002 overall private giving figures.
- 6 Since publication of the December 2003 edition of *Giving in the Aftermath of 9/11*, the number of gifts has increased by almost 18 percent (from 4,031). This increase mainly reflects more detailed and complete reporting of recipient names and gift amounts by donors. Many foundations that announced large pledges immediately following the attacks waited to assess needs before earmarking the funds for specific recipients. To a lesser extent, the increase reflects gifts reported by the 68 donors that are new to the 9/11 funding database.
- 7 For the purpose of this analysis, giving by separate corporate-directed entities — including corporate foundations, corporate direct-giving programs, and corporate affiliates and subsidiaries — has been collapsed into a single 9/11 giving figure tied to the corporate parent.
- 8 Some companies reporting matching gifts did not provide an exact dollar figure. As a result, the actual figure for 9/11-related employee matching gifts is likely higher. Also, to avoid double counting of 9/11-related gifts, the matching gift amount includes gifts from the company only; it excludes roughly \$80 million donated by individual employees.
- 9 Corporate donors in the 9/11 funding database reported in-kind gift pledges totaling \$73 million. Because many donors did not affix monetary values to in-kind gifts, and the relative value of in-kind gifts reported is difficult to measure, these pledges have been excluded from the analysis.
- 10 Since publication of the December 2003 edition of *Giving in the Aftermath of 9/11*, the number of company-sponsored gifts identified by the Foundation Center's 9/11 database has increased by more than 12 percent (up from 1,627).
- 11 An international endowed philanthropy with a principal domicile outside the United States, the Atlantic Philanthropies operates like an independent foundation and maintains a grant selection and administration office in New York.
- 12 Since corporate direct giving programs do not maintain assets, comparisons can only be made with corporate foundations.
- 13 By comparison, only about 7 percent of U.S. foundations overall held assets of \$10 million or more, while less than 2 percent held assets of \$50 million or more. Fiscal year reported was 2002 for most foundations, 2001 for others.

SEPTEMBER 11: THE PHILANTHROPIC RESPONSE

- 14 By comparison, roughly 12 percent of the nation's 2,362 corporate foundations held assets of \$10 million or more, while almost 3 percent held assets of \$50 million or more. More than half held less than \$1 million in assets.
- 15 Since publication of the December 2003 edition of *Giving in the Aftermath of 9/11* the total number of relief funds tracked in the Foundation Center's 9/11 database has had a net decrease due to reclassification of some of funds. For more detailed information about relief funds and their giving patterns, see the Foundation Center's *9/11 Relief and Regranting Funds*, December 2003.
- 16 See September 11th Fund of the United Way of New York and the New York Community Trust, "The September 11th Fund: Year Three," available from www.september11fund.org; Internet; accessed 9/23/04. The September 11th Fund announced on September 7, 2004, that its final grantmaking and administrative activities will cease in December 2004. Services being provided to those already enrolled will continue to be delivered through January 2005, and no enrollment or service deadline has been set for the 9/11 Mental Health and Substance Abuse program created in cooperation with the American Red Cross.
- 17 See American Red Cross, "2002 Corporate Annual Report," available from www.redcross.org; Internet; accessed on 9/23/04.
- 18 Since publication of the December 2003 edition of *Giving in the Aftermath of 9/11*, the proportion of undesignated pledges and giving that is not broken down by recipient fell from 11 percent to 9 percent.
- 19 Since some 9/11 pledges were paid in 2002, this comparison overestimates the share of overall 2001 foundation and corporate giving directed to the 9/11 response. Nonetheless, these comparisons provide a useful yardstick for the scale of private institutional support. For more information on overall annual corporate giving, see revised 2001 figures in *Giving USA 2002 (2003)*.
- 20 See Renz, L., *Assessing the Post-9/11 Funding Environment: Grantmakers' Perspectives*, New York, NY: Foundation Center, 2002.
- 21 Based on estimates from *Giving USA*, overall corporate giving increased 10.3 percent in 2002 and rose another 4.2 percent in 2003.